

EAST WEST HOLDINGS LIMITED

Regd. Off. : 62, Adarsh Industrial Estate, Sahar Chakala Road, Andheri East, Mumbai - 400099.

Tel : +91-22-4221 9000 E-mail : info@ewhl.in Web : www.ewhl.in

CIN : L74110MH1981PLC298496

14th November, 2023

To,
The Department of Corporate Services,
BSE Limited
14th Floor, P.J. Towers,
Dalal Street, Mumbai - 400 001.
Scrip Code: "540006"

Subject: Outcome of Board Meeting

Dear Sir/ Madam,

Pursuant to Regulation 30 read with Regulation 33 of the SEBI (Listing Obligations and Disclosure Requirements) Regulations, 2015, we wish to inform you that the Board of Directors of the Company at its meeting held today i.e. Tuesday, 14th November, 2023, has *inter alia* approved the Unaudited Standalone & Consolidated financial result alongwith Limited Review Report for the Quarter and half year ended on 30th September, 2023. The said financial results together with the Limited Review Report is enclosed herewith

The Board meeting commenced at 3:00 p.m. (IST) and concluded at 4:10 p.m. (IST).

This is for your information and record.

Thanking You,

Yours Faithfully,

For East West Holdings Limited

FULCHAND
RAJUSINGH
KANOJIA

Digitally signed by
FULCHAND RAJUSINGH
KANOJIA
Date: 2023.11.14 16:32:55
+05'30'



(F. Kanojia)
Company Secretary &
Compliance Officer
Encl: A/a

CC:
The Listing Department,
The Calcutta Stock Exchange Ltd,
7, Lyons Range, Kolkata - 700 001
Scrip Code: "028105"



Independent Auditors Review Report on the Quarterly and Year to Date Unaudited Standalone Financial Results of the Company Pursuant to the Regulations 33 of the SEBI (Listing Obligations and Disclosure Requirements) Regulations, 2015 as amended

Review Report to
Board of Directors of
EAST WEST HOLDINGS LIMITED

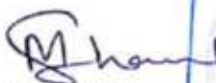
We have reviewed the accompanying statement of Unaudited Standalone Financial results of EAST WEST HOLDINGS LIMITED (the "Company") for the quarter ended 30th September, 2023 and year to date results for the period from 1st April, 2023 to 30th September, 2023 (the "Statement") attached herewith, being submitted by the company pursuant to the requirement of Regulation 33 of the SEBI (Listing Obligations and Disclosure Requirements) Regulations, 2015. This statement is the responsibility of the Company's Management and has been approved by the Board of Directors. Our responsibility is to issue a report on these financial statements based on our review.

This statement is the responsibility of the Company's Management and has been approved by the Board of Directors, has been prepared in accordance with the recognition and measurement principles laid down in Indian Accounting Standard 34, (Ind AS 34) "Interim Financial Reporting" prescribed under Section 133 of the Companies Act, 2013, read with relevant rules issued thereunder and other accounting principles generally accepted in India and in Compliance with Regulation 33 of the Listing Regulations. Our responsibility is to issue a report on these financial statements based on our review.

We conducted our review in accordance with the Standard on Review Engagement (SRE) 2410, "Review of Interim Financial Information Performed by the Independent Auditor of the Entity" issued by the Institute of Chartered Accountants of India. This Standard requires that we plan and perform the review to obtain moderate assurance as to whether the financial statement is free of material misstatement. A review is limited primarily to inquiries of company personnel and analytical procedures applied to financial data and thus provide less assurance than an audit. We have not performed an audit and accordingly, we do not express an audit opinion.

Based on our review conducted as above, nothing has come to our attention that causes us to believe that the accompanying statement of unaudited standalone financial results prepared in accordance with applicable accounting standards i.e. Indian accounting Standards („Ind AS") prescribed under s.133 of the Companies Act, 2013 read with relevant rules issued there under and other recognized accounting practices and policies has not disclosed the information required to be disclosed in terms of Regulation 33 of the SEBI (Listing Obligations and Disclosure Requirements) Regulations, 2015 including the manner in which it is to be disclosed, or that it contains any material misstatement.

For MITAL & ASSOCIATES
Chartered Accountants
Firm Reg.No.106456W



Mukesh Sharma
PARTNER

M.No.134020

UDIN: 23134020BGTVUK5594

Date: 14th November, 2023

Place : Mumbai



EAST WEST HOLDINGS LIMITED

Statement of Standalone unaudited Results for the Quarter and Year Ended September 30, 2023

(Rs. In Lakhs)

Particulars		Standalone					
		Quarter Ended			Half Year Ended		Year Ended
		30/09/2023	30/06/2023	30/09/2022	30-09-23	30-09-22	31/03/2023
		(Unaudited)	(Unaudited)	(Unaudited)	(Unaudited)	(Unaudited)	(Audited)
1	Revenue from Operations	52.92	324.47	252.40	377.39	1,008.74	1,658.67
2	Other Income	0.80	0.80	1.09	1.60	1.89	4.67
3	Total Revenue (1 + 2)	53.73	325.27	253.49	378.99	1,010.64	1,663.34
4	Expenses						
	Cost of materials consumed						
	Purchase of stock-in-trade	52.38	319.19	250.32	371.57	1,001.23	1,645.53
	Changes in inventories of finished goods, work-in-progress and stock-in-trade						-
	Finance Cost						-
	Employee benefits expense	14.54	15.99	10.77	30.03	18.70	48.57
	Depreciation and amortisation expense	0.03	0.03	0.03	0.06	0.08	0.14
	Other expenses	9.16	6.11	8.99	15.77	13.49	36.88
	Total expenses	76.12	341.32	270.11	417.44	1,033.50	1,731.11
5	Profit/(Loss) Before Exceptional item and Tax (3-4)	(22.39)	(16.05)	(16.62)	(38.45)	(22.86)	(67.77)
6	Exceptional items						
7	Profit/(Loss) Before Tax (5-6)	(22.39)	(16.05)	(16.62)	(38.45)	(22.86)	(67.77)
8	Tax expense						
	(1) Current Tax						
	(2) Deferred Tax						
	(3) Previous Year Tax			(0.19)		(0.19)	-
9	Profit / (Loss) from continuing operations (7 - 8)	(22.39)	(16.05)	(16.43)	(38.45)	(22.67)	(67.77)
10	Non Controlling Interest						-
10	Profit / (Loss) from discontinuing operations						-
11	Tax expense of discontinuing operations						-
12	Profit/(loss) from Discontinuing operations (after tax)						-
13	Profit (Loss) for the period (9+12)	(22.39)	(16.05)	(16.43)	(38.45)	(22.67)	(67.77)
14	Other Comprehensive income;						
	A (i) Items that will not be reclassified to profit or loss	30.12	56.41	(33.07)	86.54	(80.01)	(115.02)
	(ii) Income tax relating to items that will not be reclassified to profit or loss						-
	B (i) Items that will be reclassified to profit or loss						-
	(ii) Income tax relating to items that will be reclassified to profit or loss						-
15	Total Comprehensive Income for the period (13+14) (Comprising profit/(loss) and other Comprehensive Income for the period	7.73	40.36	(49.50)	48.09	(102.68)	(182.79)

16	Earnings per equity share (for discontinued & continuing operations) of face value of Rs. 10 each						
	(a) Basic	(0.02)	(0.01)	(0.01)	(0.03)	(0.02)	(0.05)
	(b) Diluted	(0.02)	(0.01)	(0.01)	(0.03)	(0.02)	(0.05)

Notes:

- The above result were reviewed by the Audit Committee and approved by the Board Of directors at their meeting on 14th november,2023 . In terms of SEBI circular CIR/CFD/CMD/56/2016 dated 28th May, 2016, the Company declares that the statutory auditors have issued Audit Report with an unmodified opinion.
- The above result have been prepared in accordance with the Companies (Indian Accounting Standards) Rules, 2015 (Ind AS), prescribed under section 133 of the Companies Act 2013, and other recognized accounting practices and policies to the extent applicable.
- The Financial results for the quarter ended & half year ended as on 30 Sept, 2023 have been subjected to a "Limited Review" by the statutory auditors of the Company. The Limited review report does not contain any qualification. The Limited review report will be filed with the stock Exchange and will also be available on Company's website.
- In accordance with Regulation 33 of SEBI (Listing Obligation and Disclosure requirements) Regulation 2015, the above results of the Company are posted on Company's Website Le www.ewhl.in and will also appear on stock exchange website, where the equity shares of the company are listed.I.e. www.bseindia.com.
- Previous period figures have been regrouped/reclassified as considered necessary to facilitate comparison.
- Segment Reporting as defined in IND AS 108 "Operating Segment" and in opinion of management the company is primarily engaged in the business of Freight Services, all other activity revolve around the main business and in such there is no separate reportable business
- The Company vide its Board Resolution dated 17th May,2023 and in terms of Extra Ordinary General Meeting dated 20th January, 2022 converted 22,37,945 warrants into 22,37,945 Equity Shares & vide its Board Resolution dated 26th July,2023 and in terms of Extra Ordinary General Meeting dated 20th January, 2022 converted 22,48,219 warrants into 22,48,219 Equity Shares after conversion of the mentioned warrants the number of paid up shares is 12,75,75,000 having Face value Rs. 2/- Per Share. The Effect of the same have been given in the EPS for the Current Quarter ended and half year ended 30.09.2023 alongwith other comparative EPS Figures

For and on behalf of the Board of
EAST WEST HOLDINGS LIMITED



(Mohammad Shafi)
Director
DIN No. 00198984

PLACE : Mumbai
DATE : 14th November 2023

EAST WEST HOLDINGS LIMITED

(UNAUDITED) Cash Flow Statement for the Period ended September'30 2023

(Rs. In Lakhs)

PARTICULARS	For the Period Ended 30th September,2023	For the Period Ended 30th September 2022
A CASH FLOW FROM OPERATING ACTIVITIES		
Net Profit /(Loss) before tax and Extra Ordinary items	-38.45	-22.86
Adjustment for:-		
Interest income	-1.60	-1.89
(Profit) / Loss on sale investment		
Depreciation	0.06	0.08
Dividend income		
OPERATING PROFIT BEFORE WORKING CAPITAL CHANGES	-39.99	-24.68
Adjustment for:-		
(Increase)/decrease Trade and other receivables	107.86	118.32
Increase/(decrease) Trade Payables	-2.06	-185.68
Increase/(decrease) Financial Liabilities	0.00	0.00
Increase/(decrease) Other Current Liabilities	1.30	2.10
(Increase)/decrease Others Current Assets	-3.49	-3.92
CASH GENERATED FROM OPERATIONS	103.61	-69.18
Income Taxes Paid (Net)	-7.77	-16.33
I NET CASH FLOW FROM OPERATING ACTIVITIES	55.86	-110.18
B CASH FLOW FROM INVESTING ACTIVITIES		
Purchase of Fixed Assets	0.00	0.00
Purchase / Sale of current investment	-100.00	-150.00
Current Loans given/ Repayment received (Net)	-256.99	-324.88
Interest Received	1.60	1.89
Dividend income	0.00	0.00
CASH GENERATED FROM Investing activities	-355.39	-472.99
II NET CASH USED IN INVESTING ACTIVITIES	-355.39	-472.99
C CASH FLOW FROM FINANCING ACTIVITIES		
Payment of Dividend	0.00	0.00
Preceeds from issue of share capital	0.00	0.00
Share Warrant Application Money Received	302.82	176.43
Cash received from securities premium	0.00	0.00
CASH GENERATED FROM Financing activities	302.82	176.43
Taxes paid	0.00	
III NET CASH USED IN FINANCING ACTIVITIES	302.82	176.43
NET INCREASE/(DECREASE) IN CASH OR CASH EQUIVALENTS (I + II + III)	3.28	-406.74
Add:- CASH & CASH EQUIVALENTS AS AT BEGNNING		
CASH & CASH EQUIVALENTS AS AT END	3.53	412.30
CLOSING BALANCE OF CASH & CASH EQUIVALENTS (Refer Note 6)	6.82	5.56



EAST WEST HOLDINGS LIMITED
(UNAUDITED) Statement of Asset and Liabilities as on 30th September, 2023

(Rs. In Lakhs)

Particulars	As At 30th Sept, 2023	As At 31st March, 2023
I. Assets		
(1) Non-current assets		
(a) Property, plant and equipment	0.13	0.19
(b) Financial assets		
(i) Investments	4321.50	4221.50
(ii) Loans	1903.87	1698.31
(iii) Others	0.33	0.33
(c) Non-current tax assets (Net)	0.00	0.00
(d) Deferred Tax Asset (Net)		
(e) Other non-current assets		
Total Non Current assets	6225.83	5920.32
(2) Current assets		
(a) Financial assets		
(i) Investments	171.99	85.45
(ii) Trade Receivables	45.56	153.43
(iii) Cash and Cash Equivalents	6.80	3.52
(iv) Bank Balance other than Cash and Cash Equivalent	0.02	0.02
(v) Loans	90.33	38.91
(vi) Others		
(b) Current tax Assets (net)	40.90	33.13
(c) Other Current Assets	21.24	17.74
Total Current assets	376.84	332.20
Total Assets	6602.67	6252.52
EQUITY AND LIABILITIES		
Equity		
(a) Equity Share Capital	2551.50	2461.78
(b) Other Equity	3997.25	3581.12
(c) Money Received against Share Warrants	0.00	154.94
Total Equity	6548.75	6197.84
Liabilities		
(1) Non-Current Liabilities		
(a) Deferred tax liabilities (Net)	0.00	0.00
(b) Other Financial Liabilities	0.33	0.33
Total of Non-current tax liabilities	0.33	0.33
(2) Current Liabilities		
(a) Financial Liabilities		
(i) Trade payables	47.77	49.84
(b) Other Current Liabilities	5.82	4.52
Total of Current Liabilities	53.59	54.35
Total Liabilities	53.92	54.68
Total Equity & Liabilities	6602.67	6252.52
Summary of significant accounting policies	0.00	0.00

The accompanying notes are an integral part of the financial :
As per our report of even date attached

For and on behalf of the Board of
East West Holdings Ltd



Mohammad Shafi
Director
DIN-00198984

Place: Mumbai
Date : 14th November 2023



Independent Auditors Review Report on the Quarterly and Year to Date Unaudited Consolidated Financial Results of the Company Pursuant to the Regulations 33 of the SEBI (Listing Obligations and Disclosure Requirements) Regulations, 2015 as amended

Review Report to
Board of Directors of
EAST WEST HOLDINGS LIMITED

We have reviewed the accompanying statement of unaudited consolidated financial results of EAST WEST HOLDING LIMITED (the "Holding Company") and its subsidiaries (the Holding Company and its subsidiaries together referred to as "the Group") for the quarter ended 30th September, 2023 and year to date results for the period from 1st April, 2023 to 30th September, 2023 (the "Statement") attached herewith, being submitted by the company pursuant to the requirement of Regulation 33 of the SEBI (Listing Obligations and Disclosure Requirements) Regulations, 2015. This statement is the responsibility of the Holding Company's Management and has been approved by the Holding Company's Board of Directors. Our responsibility is to issue a report on these financial statements based on our review.

This statement, which is the responsibility of the Holding Company's Management and has been approved by the Holding Company's Board of Directors, has been prepared in accordance with the recognition and measurement principles laid down in Indian Accounting Standard 34, (Ind AS 34) "Interim Financial Reporting" prescribed under Section 133 of the Companies Act, 2013, read with relevant rules issued thereunder and other accounting principles generally accepted in India and in Compliance with Regulation 33 of the Listing Regulations. Our responsibility is to issue a report on these financial statements based on our review.

We conducted our review in accordance with the Standard on Review Engagement (SRE) 2410, "Review of Interim Financial Information Performed by the Independent Auditor of the Entity" issued by the Institute of Chartered Accountants of India. This Standard requires that we plan and perform the review to obtain moderate assurance as to whether the financial statement is free of material misstatement. A review is limited primarily to inquiries of company personnel and analytical procedures applied to financial data and thus provide less assurance than an audit. We have not performed an audit and accordingly, we do not express an audit opinion.

We also performed procedures in accordance with the circular issued by the SEBI under Regulation 33(8) of the SEBI (Listing Obligations and Disclosure Requirements) Regulations, 2015, as amended, to the extent applicable.

The Statement includes the results of the Parent its wholly owned subsidiary- M/s. East West Freight Carriers Ltd and other subsidiary companies M/s Unique Air Freight Express & Logistics Private Limited and Zip Express & Logistics Private Limited.



Based on our review conducted as above, nothing has come to our attention that causes us to believe that the accompanying statement of unaudited consolidated financial results prepared in accordance with applicable accounting standards i.e. Indian accounting Standards („Ind AS“) prescribed under s.133 of the Companies Act, 2013 read with relevant rules issued thereunder and other recognized accounting practices and policies has not disclosed the information required to be disclosed in terms of Regulation 33 of the SEBI (Listing Obligations and Disclosure Requirements) Regulations, 2015 and SEBI Circular dated 5th July 2016 including the manner in which it is to be disclosed, or that it contains any material misstatement.

Other Matters:

We did not audit the financials results/information of two subsidiaries (M/s Unique Airfreight Express & Logistics Private Limited & M/s ZIP Express and Logistics Private Limited) included in these Consolidated Financial Results. In respect of M/s Unique Airfreight Express & Logistics Private Limited whose separate audited financials results/information reflects total assets of Rs.735.25 lakhs as at 30th September, 2023, total revenue of Rs. 266.71 lakhs and Rs. 467.32 lakhs and Total net profit after tax of Rs. 33.53 lakhs and Rs. 84.27 lakhs for the quarter and period ended 30th September, 2023 respectively, and the net cash inflows/ (outflows) of Rs.(25.71) Lakhs for the period ended 30th September, 2023. In respect of M/s ZIP Express and Logistics Private Limited whose separate audited financials results/information reflects total assets of Rs.30.89 lakhs as at 30th September, 2023, total revenue of Rs. NIL and Rs. NIL and Total net loss of Rs. (0.26) lakhs and Rs. (0.52) lakhs for the quarter and period ended 30th September, 2023 respectively, and the net cash inflows/ (outflows) of Rs.NIL for the period ended 30th September, 2023.



These financial results have been audited by other auditors whose reports have been furnished to us by the management and our opinion on the Statement, in so far as it relates to the amounts and disclosures included in respect of these subsidiaries and associate, is based solely on the reports of the other auditors and the procedures performed by us as stated in paragraph above.

Our opinion on the Statement is not modified in respect of the matters mentioned above.

For MITAL & ASSOCIATES

Chartered Accountants

Firm Reg.No.106456W



Mukesh Sharma

PARTNER

M.No.134020

UDIN:

23134020BGTVUL3621

Date:14th November,2023

Place: Mumbai

EAST WEST HOLDINGS LIMITED

Statement of Consolidated Unaudited Results for the Quarter and Half Year Ended September 30, 2023

(Rs. In Lakhs)

Particulars	Consolidated					
	Quarter Ended			Half Year Ended		Year Ended
	30/09/2023 (Unaudited)	30/06/2023 (Unaudited)	30/09/2022 (Unaudited)	30/09/2023 (Unaudited)	30-09-22 (Unaudited)	31/03/2023 (Audited)
1 Revenue from Operations	4,343.03	5,487.26	5,957.52	9,830.29	13,301.78	25,000.07
2 Other Income	26.05	3.81	10.59	29.86	14.82	104.34
3 Total Revenue (1 + 2)	4,369.08	5,491.07	5,968.11	9,860.15	13,316.60	25,104.41
4 Expenses						
Cost of materials consumed	3,609.06	4,633.45	5,312.45	8,242.51	11,979.61	21,914.44
Finance Cost	256.14	246.77	168.09	502.91	328.93	795.42
Employee benefits expense	314.26	311.11	244.82	625.37	460.95	1,218.18
Depreciation and amortisation expense	35.99	37.04	30.97	73.03	61.96	176.53
Other expenses	125.25	252.21	193.92	377.46	431.89	1,079.17
Total expenses	4,340.70	5,480.58	5,950.25	9,821.28	13,263.35	25,183.73
5 Profit/(Loss) Before Exceptional item and Tax (3-4)	28.39	10.49	17.86	38.88	53.26	(79.32)
6 Exceptional Items	-	-	-	-	-	-
7 Profit/(Loss) Before Tax (5-6)	28.39	10.49	17.86	38.88	53.26	(79.32)
8 Tax expense						
(1) Current Tax	12.80	7.20	13.00	20.00	21.70	16.00
(2) Deferred Tax	6.37	(0.47)	19.35	5.90	26.86	7.46
(3) Prior Period Tax	-	-	-	-	-	4.49
9 Profit / (Loss) from continuing operations (7 - 8)	9.21	3.76	(14.49)	12.97	4.70	(107.27)
10 Non Controlling Interest	(2.13)	5.37	(0.02)	3.24	(0.04)	18.83
10 Profit / (Loss) from discontinuing operations	-	-	-	-	-	-
11 Tax expense of discontinuing operations	-	-	-	-	-	-
12 Profit/(loss) from Discontinuing operations (after tax)	-	-	-	-	-	-
13 Profit (Loss) for the period (9+12)	11.34	(1.61)	(14.47)	9.73	4.74	(126.10)
14 Other Comprehensive income;						
A (i) Items that will not be reclassified to profit or loss	30.13	56.41	(33.07)	86.54	(80.01)	(114.17)
(ii) Income tax relating to items that will not be reclassified to profit or loss	-	-	-	-	-	1.82
B (i) Items that will be reclassified to profit or loss	-	-	-	-	-	-
(ii) Income tax relating to items that will be reclassified to profit or loss	-	-	-	-	-	-
15 Total Comprehensive Income for the period (13+14) (Comprising profit/ (loss) and other Comprehensive Income for the period	41.47	54.80	(47.54)	96.27	(75.28)	(242.09)
16 Earnings per equity share (for discontinued & continuing operations) of face value of Rs. 10 each						
(a) Basic	0.01	(0.00)	(0.01)	0.01	0.00	(0.10)
(b) Diluted	0.01	(0.00)	(0.01)	0.01	0.00	(0.10)

Notes:

- The above result were reviewed by the Audit Committee and approved by the Board Of directors at their meeting on 14th November,2023 . In terms of SEBI circular CIR/CFD/CMD/56/2016 dated 28th May, 2016, the Company declares that the statutory auditors have issued Audit Report with an unmodified opinion.
- The above result have been prepared in accordance with the Companies (Indian Accounting Standards) Rules, 2015 (Ind AS), prescribed under section 133 of the Companies Act 2013, and other recognized accounting practices and policies to the extent applicable.
- The Financial results for the quarter ended & half year ended as on 30 Sept, 2023 have been subjected to a "Limited Review" by the statutory auditors of the Company. The Limited review report does not contain any qualification. The Limited review report will be filed with the stock Exchange and will also be available on Company's website.
- Previous period figures have been regrouped/reclassified as considered necessary to facilitate comparison.
- Segment Reporting as defined in IND AS 108 "Operating Segment" and in opinion of management the company is primarily engaged in the business of Freight Services, all other activity revolve around the main business and in such there is no separate reportable business segment.
- The Company vide its Board Resolution dated 17th May,2023 and in terms of Extra Ordinary General Meeting dated 20th January, 2022 converted 22,37,945 warrants into 22,37,945 Equity Shares & vide its Board Resolution dated 26th July,2023 and in terms of Extra Ordinary General Meeting dated 20th January, 2022 converted 22,48,219 warrants into 22,48,219 Equity Shares after conversion of the mentioned warrants the number of paid up shares is 12,55,75,000 having Face value Rs. 2/- Per Share. The Effect of the same have been given in the EPS for the Current Quarter ended and half year ended 30.09.2023 alongwith other comparative EPS Figures

For and on behalf of the Board of
EAST WEST HOLDINGS LIMITED



(Mohammad Shafi)
Director

EAST WEST HOLDINGS LIMITED
Statement of Consolidated Assets & Liabilities as at 30th September, 2023

Rs. In Lakhs

Particulars	As At 30th September, 2023	As At 31st March, 2023
Assets		
(1) Non-current assets		
(a) Property, plant and equipment	4,875.32	4,743.34
(b) Right of Use	138.96	41.03
(c) Capital work-in-progress	165.15	165.15
(d) Investment Property	6.83	6.83
(e) Goodwill on Consolidation	2,374.38	2,368.82
(f) Financial assets		
(i) Investments	148.46	90.73
(ii) Trade receivables	-	-
(iii) Other Financial Assets	39.11	37.97
(iv) Deferred Tax assets	2.09	2.09
(v) Others non current assets	24.25	53.00
Total non-current assets	7,774.54	7,508.96
(2) Current assets		
(a) Inventories		
(a) Financial assets		
(i) Investments	171.99	85.45
(i) Trade receivables	6,821.78	6,611.18
(ii) Cash and cash equivalents	311.63	450.24
(iii) Bank balances other than cash and cash equivalents	437.68	426.79
(iv) Loans	110.33	38.91
(v) Others	144.31	138.35
(b) Current Tax assets	603.76	698.96
(c) Other Current Asset	1,359.09	1,236.65
Total current assets	9,960.56	9,686.53
Total assets	17,735.10	17,195.48
EQUITY AND LIABILITIES		
Equity		
(a) Equity Share Capital	2,551.50	2,461.78
(b) Other Equity	4,899.72	4,430.94
Money received against share warrants	0.00	154.94
Non Controlling Interest	120.77	219.41
	7,571.99	7,267.00
Non Controlling Interest		
Liabilities		
(1) Non-Current Liabilities		
(a) Financial Liabilities		
(i) Borrowings	5,565.80	5,172.75
(ii) Lease liability	7.77	32.43
(iii) Other	93.67	235.73
(b) Provisions	93.08	93.40
(c) Deferred tax liabilities (Net)	68.34	62.44
(d) Non-current liabilities	63.24	0.27
Total non-current liabilities	5,891.91	5,597.02
(2) Current Liabilities		
(a) Financial Liabilities		
(i) Borrowings	3,488.83	3,482.80
(ii) Lease liability	133.33	10.44
(iii) Trade payables	443.04	429.10
(ii) Other financial liabilities	66.93	182.68
(b) Other current liabilities	115.37	203.00
(c) Provisions	23.69	23.38
(c) Current Tax liabilities	-	-
Total current liabilities	4,271.20	4,331.40
Total equity and liabilities	17,735.10	17,195.48
Summary of significant accounting policies		
Notes to accounts		

The accompanying notes are an integral part of the financial statements.
As per our report of even date

For and on behalf of the Board of
EAST WEST HOLDINGS LIMITED



(Mohammad Shafi)
Director

EAST WEST HOLDINGS LIMITED

UNAUDITED CONSOLIDATED CASH FLOW STATEMENT FOR THE PERIOD ENDED ON 30TH SEPTEMBER 2023

Rs. In Lakhs

Particulars	30-09-23	30-09-22
Cash Flow from Operating Activities	38.88	53.26
Net Profit before Tax		
Non cash adjustments to reconcile profit before tax to net cash flows	73.03	61.96
Depreciation	8.62	-
Provision for Gratuity	(14.15)	(16.47)
Interest Income	502.91	328.93
Interest Expenses	(0.01)	0.00
Profit on Sale of Fixed Assets/Investment		
	609.28	427.69
Operating Profit before Working Capital Changes		
Movements in working capital	(234.03)	64.62
(Increase)/decrease in trade receivables	39.25	46.94
(Increase)/decrease in other non current assets	(1.14)	2.88
(Increase)/decrease in other non current financial assets	(5.96)	(7.41)
(Increase)/decrease in other current financial assets	(122.44)	(169.36)
(Increase)/decrease in other current assets	14.11	(113.72)
Increase/(decrease) in trade payables	62.97	(6.59)
Increase/(decrease) in other non current liabilities	(166.72)	48.81
Increase/(decrease) in other non current financial liabilities	(87.63)	6.61
Increase/(decrease) in other current liabilities	(95.84)	19.17
Increase/(decrease) in other current financial liabilities		
	11.86	319.63
Cash Generated From Operation		
Direct taxes paid (net of refunds)	75.20	(253.02)
	87.06	66.61
Cash from Operating Activities		
Cash Flow from Investing Activities	(187.22)	(2,123.29)
Purchase of fixed Assets	-	-
Proceeds from Sale of fixed Assets	(161.73)	(159.99)
(Increase)/decrease in Investment	-	-
Sale of Investments	(110.54)	-
(Increase)/decrease in Right of Use assets	-	759.85
(Increase)/decrease in capital work in progress	14.15	16.47
Interest Received	(10.88)	(26.26)
Proceeds/(Payment of Fixed Deposits)	0.01	-
Dividend Income	(154.00)	(324.88)
Loan Given		
	(610.22)	(1,858.11)
Net Cash from Investing Activities		
	(610.22)	(1,858.11)
Net Cash Used In Investing Activities		
Cash Flow from Financing Activities	634.05	1,593.24
Proceeds/(Payment) of Long term Borrowings	(49.40)	(62.77)
Proceeds/(Payment) of Short term Borrowings	(502.91)	(328.93)
Interest Paid	302.82	176.43
Share Warrant Application Money Received		
	384.55	1,377.97
Net Cash from Financing Activities	(138.61)	(413.53)
	(138.61)	(413.55)
Net Increase/(Decrease) in Cash & Cash Equivalents		



Cash & Cash Equivalents at Start of the year	450.24	711.43
Cash & Cash Equivalents at close of the year	311.63	297.88
Components of cash and bank balances	30-09-23	30-09-22
Cash and cash equivalents	235.56	232.13
Cash on hand		
Balance with scheduled banks :	76.07	65.76
Current account		
Cheques in hand	-	-
Fixed deposit less than three months		
Total cash and cash equivalents	311.63	297.90
Other bank balances		
Fixed deposit more than three months but less than twelve months	437.68	635.69
Fixed deposit more than twelve months	-	-
Total cash and bank balances	749.30	933.59

NOTES:

The Cash Flow statement has been prepared under the 'Indirect method' as set out in Indian Accounting Standard – 7 on Cash Flow Statements.

Previous year figures have been regrouped, wherever necessary, to conform to this year classification.

For and on behalf of the Board of
EAST WEST HOLDINGS LIMITED



(Muhammad Shafi)
Director

DIN No. 00198984

Place: Mumbai

Date : 14th November, 2023